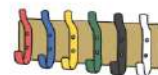
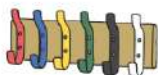



# Welcome to Walsgrave Church of England Academy



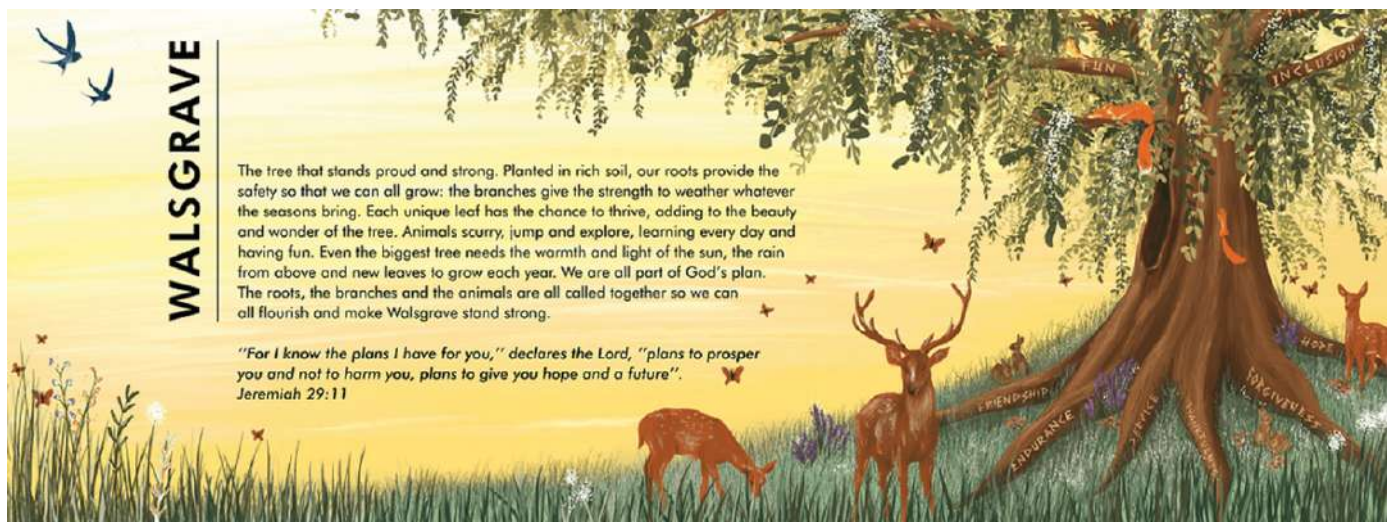
# Welcome to Walsgrave Church of England Academy

We are so excited that you are going to be starting school in September and cannot wait to get to know you and to help you make lots of new friends. Being in Reception is the most wonderful adventure where you will play and learn new skills every day. By the end of the year you will be able to do so many amazing things – you will have learnt to read and to write. You will be able to count to higher than you can now. You will have explored the world around and most importantly had the most amazing fun!

This book is to help you understand what being in Reception will be like. It is written to you (with a few bits of extra information for your grown-ups). We hope you enjoy looking at the pictures and that this helps you to get as excited about school as we all are!

## Walsgrave is a very special place.

This is our school vision. It is all about how we want everyone to achieve their full potential while they are with us. We are all part of God's plan.



## Together We Thrive

# How will we get to know you before you start school?



## Home Visit

If you are new to Walsgrave and have been to a different Nursery we will arrange a time with your grown-ups when we can come and visit you at home before you start Reception. You can show us your favourite toys and tell us about what you like to do.

When we come to visit you, we will ask you and your grown-up some questions that will help us find out lots of information about you.

## Visiting Your New Classroom

Before you start school in September, we will invite you in to meet us and to see your new classroom. There will be lots of toys out that you can play with and lots of new friends that you will get to meet. We will invite your grown-ups in on this day too so they will be able to see your classroom as well.

### Home Visits

*Home visits will take place during June or July. We will be in touch with you to arrange a suitable time that we can come and meet you and your child.*

*Note: Home visits are only necessary for children new to Walsgrave. Our current Nursery cohort will not require a visit.*

## Starting School



On your first day in Reception, you will be put into 2 smaller groups. We will make sure that you are in a group with some of your friends from Nursery or any other children that you might know from outside of school. Some of you might come in for the morning and some of you will come in after lunch. We will be sending out a letter to you grown-ups which will give the details of your first day at school.

On your first day your grown-up will take you to your classroom and help you put your bag and coat away. Then you will be able to give them a big hug and say good-bye. Don't worry though your grown-up always come back at the end of the day for big cuddles and to find out all that you have been doing up to!

On your second and third day at school you will get to meet everyone in your class. There will be 30 children altogether. On this day you will stay all morning and have lunch at school (we will tell you more about lunch time later in this book). After lunch, your grown-ups will come and pick you up and take you home.

After those three days, you will then be staying at school for the whole day. This booklet tells you about all the amazing activities that you will be going to do when you are at school.

*The first few weeks can be tiring and bewildering even if your child is used to Nursery or being with a childminder. Don't worry if your child becomes upset; we are used to dealing with this situation. Children usually stop crying quickly and we can phone you to reassure you later in the session.*

## What do I need to bring with me?

When you come to school you will need to bring your book bag with you. You will use this to take library books, your reading book and letters home.

On your first day at school, we will give you a Walsgrave water bottle that will be yours to keep.



Lots of the fun activities you will be able to explore are very messy. We do have aprons for you to wear but it's sometimes hard to stay clean when you are having fun. Please can you bring a named bag with some spare clothes in which included a change of underwear and socks, a top, some bottoms and a jumper or cardigan. These can be your home clothes not school uniform. Your spare clothes can stay in a bag on your peg.



We play outside in the outdoor area every day. In winter you will need to wear a coat, gloves and a woolly hat. In the summer you will need to wear a sun hat, and clothes that keep your neck and shoulders covered.

We have waterproof suits that you can wear if you would like to play with water and in the mud kitchen.

## Where will I put my things?

You will have your own peg in Reception, this will be your space to hang your coat and PE kit. You will have your own drawer in your classroom where you can keep your bookbag.



## What do I wear to School?

When you start Reception, you will be wearing your school uniform to school every day. We love to see how smart you look.

### School Uniform

Green Sweatshirt  
Green Cardigan  
White Polo Shirt  
Grey skirt / pinafore / trousers / leggings / shorts / jogging bottoms  
Green or Yellow Summer dresses - check or stripe  
Black sensible shoes – Velcro

**P.E. Kit:** White t-shirt  
Black shorts/joggers/leggings  
Black pumps



### What shoes should I wear?

We want you to be as independent as you can be in Reception. To help you do this we would love you to have a pair of shoes that you can put on and off and do up yourself.



You will also need to bring to school a named pair of wellington boots that you can leave at Reception and wear every day when we play and explore outside. We go outside everyday even when it is raining and if you don't have wellies at school you will not be able to jump in puddles!

*We cannot emphasize enough the importance of naming everything. It is far easier to locate a missing jumper in the classroom if it is named! Also remember to put a name label in shoes and wellies as many children often have similar ones.*

*Our School Uniform (sweatshirts, cardigans in green with school logo on) can be purchased directly from Cat Balou, 1-3 The Burges, Coventry. CV1 1HN. Cat Balou are selling some uniform at a discount price on line until the 31<sup>st</sup> July with the code CAT24.*

## What will help me be independent in Reception?

We want you to be as independent as you can in Reception as you are becoming so grown up. One of the things that will help with this is if you can go to the toilet and wash your hands yourself. We have our own toilets in Reception, so you won't have far to go.

If you do have a little accident, please do not worry just make sure you bring a named bag with some spare clothes in and we can help you get changed.

*Before your child begins Reception please ensure that they can use the toilet on their own, including wiping themselves and washing their hands. The toilets in our Reception are easily accessible for the children.*



## The School Day

Your school day will start at 8.35. We will be taking the register at 8.45 so you need to make sure you are in school by then. You will say good-bye to your grown-ups at the classroom door and then go and put your things away. We will be there to help you if you are worried or not sure where you need to put your things.

After this you will be asked to find your name card and stick it up on the self-registration board. This is so we know that we know that you are in school. You might have to have a practise at writing your name or there might be some toys for you to play with and challenges for you to complete.



*After 8.45 children will need to be brought into school through the main entrance (office) and will be marked late. The school day ends at 3.15pm and children should be collected from the Reception classroom doors.*

## What will I do at School?

You are going to be very busy at school and you will spend a lot of your time playing. That is because playing is one of the best ways you can learn! Playing helps you to develop your language skills, to manage and understand how you are feeling and to help you make new friends. You will be able to practise new ideas and skills, to take risks, show imagination and solve problems. At school you will get the chance to play inside and outside.



Will I have to sit on the carpet?



In Reception we have carpet times every day. You will have a special place to sit on the carpet so you can see the board at the front of your classroom. During carpet times we do lots of fun things such as reading a story to singing Nursery Rhymes to learning about our topic. You will also start learning about numbers and shapes during carpet times and about how to write and read lots of letters. At the beginning of the year the carpet times will only be short, but they will gradually start to get a little longer especially as you start to get ready to move up to Year 1.



## How will you teach me to read and to write?



When you start school, you will start learning all about phonics.

This means that you will learn what sounds letters make, how to blend them together to read a word and then how to write these letters and words down. We use a phonics scheme called Read, Write Inc.



*After the initial settling in period, we will start teaching whole class phonics every day. The children will learn a letter sound a day and bring home a 'Sound Book' where they practise their letter formation. After the first set of sounds have been learnt children are put into smaller groups to focus directly on the skills and knowledge that they need to practise. Read Write Inc is a fantastic scheme to teach children to read and write. Throughout the year we will provide support and workshops for you so you know the ways that you can best support your child at home.*



## When will I bring a reading book home?

Shortly after starting school you will bring home a book from school. This may be a library book or a book from our school reading scheme. At first your grown-up might read the book to you and you can talk about the pictures and your favourite parts of the story. Once you have started to learn to recognise some letter sounds and some simple words you will take home a book from the reading scheme. This is a book that you will read to your grown-up at home and we will also listen to you read it at school. You will also have a reading diary that your grown-up will fill in. This lets us know how you are getting on with your reading at home and when you might be ready for a new book. Your library book will be changed every week and once you have a book from the reading scheme this will be changed two times a week (as long as you are reading it at home).

*Reading to your child and listening to them read is one of the most important ways that you can support your child's education. All children will start by bringing home a library book. This is for you to read to your child and to talk about with them. Ask them questions about the characters, why they did or did not like the book etc. Once your child has become more confident at recognising letter sounds and being able to blend to read, they will then bring a book home from the reading scheme. The time scale for this will be different for everybody. It is important that children do not become disheartened by having a reading book before they have the skills to access it. If at any point you are worried about your child's reading, please come and talk to us. We ask that you fill in your child's reading diary every time that you hear your child read. This allows us to build up a clear picture of your child's progress and how we can help support them with their next steps in reading.*

## How will my day be organised?

Life in Reception is very busy. Your day will be filled with all sorts of wonderful activities and fun. Here are some pictures of some of activities that you will get to take part in when you start school.

# INSIDE



TS

An example of what a day in Reception might look like in **September**:

8.35	Children arrive in reception classes and get settled in to play and learning straight away.
8.45	Registration
8.55	Carpet time e.g. phonics, reading or writing.

9.10	A mixture of child-led learning and adult directed activities indoors and outdoors
11.05	Carpet time e.g. mathematics focused learning
11.20	Children wash hands and prepare for lunchtime
11.30	LUNCH TIME
12:30	Registration
12.40	Carpet time e.g. theme focused learning based around the topic of the week
12:50	A mixture of child-led learning and adult directed activities indoors and outdoors
2.45	Carpet time e.g. songs, stories or circle time.
3.00	Children prepare bags, coats and belongings ready for home time
3.15	HOME TIME

## How will my grown-ups know about all the fun I have been having in Reception?



The adults in Reception will record the amazing learning you do on an online Learning Journal called Tapestry. Your grown-ups will be given a secure log in which will give them access to Tapestry and see all the fun you have had in Reception. They will be able to see the friends you play with, as well as all the learning that you do. Your grown-ups will also be able to add their own photos or comments about the adventures and achievements you have outside school, we can't wait to see them!

*Staff observe each child at play because it helps us to understand and support their individual wellbeing and development. We really get to know the children as unique people with special skills, interests and ideas. The more we understand about your special child, the better we can support them in the way that is right for them. We hope that we can work together to build this Learning Journal as a record of your child's Early Years. Once you have completed your Tapestry Online User Agreement you will be emailed with a log on. You will then be able to access your child's learning journal whenever you would like to. Separate accounts can also be created for grandparents or parents living away from home or overseas.*

*We strongly encourage you to contribute and look through your child's Journal on a regular basis. We also encourage you to talk with your child about their Learning Journal and feel free to add special events or other things of significance for your child.*

*If you have any questions about Tapestry or need any support accessing your account, please speak to a member of the Reception team.*

## What if I get hungry or thirsty at school?



In your classroom you will have a special snack area where you will find fruit and water. You will be able to help yourself to one piece of fruit and one carton of milk. We have lots of different fruit at school – apples, pears, bananas, oranges and more. You can also keep your water bottle at school and drink water when you are thirsty throughout the day. We know that if you are hungry and thirsty that you will not do your best learning and playing and we do not want that



*Each child is entitled to free school milk during the term before their 5<sup>th</sup> birthday and may have a carton each day for a nominal fee following that. We also encourage the children to drink plenty of water and a plastic water bottle is given for additional drinks.*

## Lunchtime

What will I have for lunch?



When you are in Reception you can either have a school dinner or you can bring in a lunch box from home. If you choose to have a school dinner, every morning we will tell you what is for lunch today and you will be able to choose what you want. You may have a coloured sticker put on your jumper or a coloured band on your wrist to help you remember what you have chosen to have for lunch.



You will have a special dinner supervisor who will look after you at lunch time. They will help you to carry your plate, chop up your food and to show you where to go when you have finished your lunch. After you have finished your lunch you will be able to go and play on the big playground with the children from Year 1 and Year 2. Your Reception Dinner Supervisor will look after you and play with you at lunchtime. When it is time to go back to your classroom your Dinner Supervisor will line you up and take you inside.

*Children can either have a hot school dinner or you can provide your child with a packed lunch. Please note; chocolate bars, sweets and fizzy drinks are not permitted in lunchboxes. School dinners are free for children in Reception. However, we do ask if you can decide at the beginning of the term if your child will be having school dinners or packed lunches. Please let the office aware of any dietary requirements and your specified lunch preference (packed lunches or school dinners). We will ask you child in the morning what they would like for lunch. You will be able to have a copy of the menu so you may want to decide with your child what they are having before they get to school.*

*We know that for lots of children and parents that school dinners can be a source of worry and anxiety. We will support you in any way that we can to ease these worries and will also be there to support your child eating their lunch for the first few weeks that they are at school. Any messages that we get from the dinner staff will be passed on to you so you can have a clear picture of what your child has eaten that day.*

# Will my grown-ups be able to come and share some fun with me in Reception?

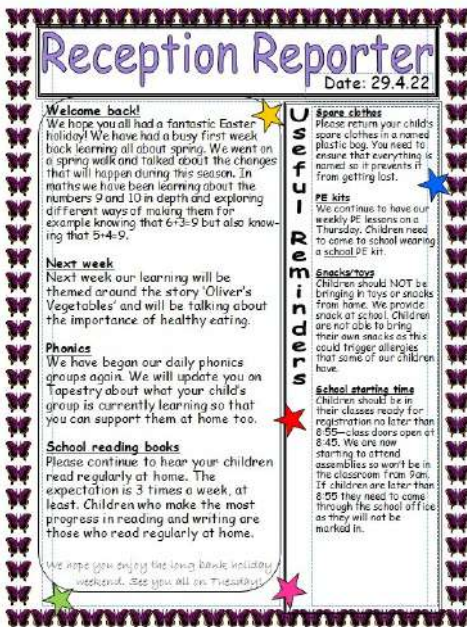
## Stay and Play

We love it when your grown-ups come into Reception, and we invite them in lots to look at all of the amazing things you have been up to and to share some special fun. We also run special workshops so your grown-ups understand how they can help you with your learning at home.

## Special events

We love having visitors in Reception and joining in events and celebrations. If your grown up has a special skill such as cooking, dancing, playing an instrument, or a does a job that could help teach us about our world and community, we would love them to come in and share it with us.

At Christmas we will learn and perform a very special play for all your special grown-ups and we will also invite them in to school to watch an assembly where you will tell them about all the amazing things you have been learning about at school.



## Reception Reporter

Every week we will send out a newsletter called the 'Reception Reporter'. This is your grown-ups know about all the exciting things that you have been learning and also what you will be learning about during the next week. On the newsletter we will also put any important reminders and dates that you need to know.



## What happens if I am poorly?

You will probably get a cold at some point when you are in Reception, and we are happy to have you here on those days. We always have a big box of tissues ready to wipe noses, but if you are really poorly we ask that you stay at home until you feel better.

If you become poorly whilst at Reception, we will contact your grownups and arrange for them to come and collect you.

### *INFECTION*

*PLEASE DO NOT BRING YOUR CHILD TO NURSERY IF THEY HAVE:*

- 1. **A high temperature** - If your child develops a temperature please keep them off until their temperature has returned to normal.*
- 2. **Sickness** - Please keep your child at home for at least 48 hours following their final episode of sickness.*
- 3. **Diarrhoea** – Please keep your child at home for at least 48 hours following their final episode of diarrhoea.*
- 4. **Infectious illness** eg chicken-pox, mumps, German measles etc*
- 5. **Untreated Headlice***

If your child is absent from school please call the school office by 9:00 am Tel: 024 76 612161. Alternatively if your child is ill you can use the Study Bugs app which you will have access to from September using the QR code.



**It is important that we can always contact parents in cases of emergency.**

**Please inform school immediately if your telephone number changes.**

## Parents/Carers the last few pages are just for you.

### The Early Years Curriculum

In September 2021 a new Early Years Statutory Framework and curriculum guidance was introduced. For us at Walsgrave this felt like a big opportunity modify our practice and continue to develop all the things that we believe are so brilliant about Early Years at Walsgrave.

Our Early Years Foundation Stage curriculum is organised to take care of and develop the whole child and not just their academic learning. Our EYFS curriculum is split into 7 areas of learning, 3 prime areas and 4 specific areas.

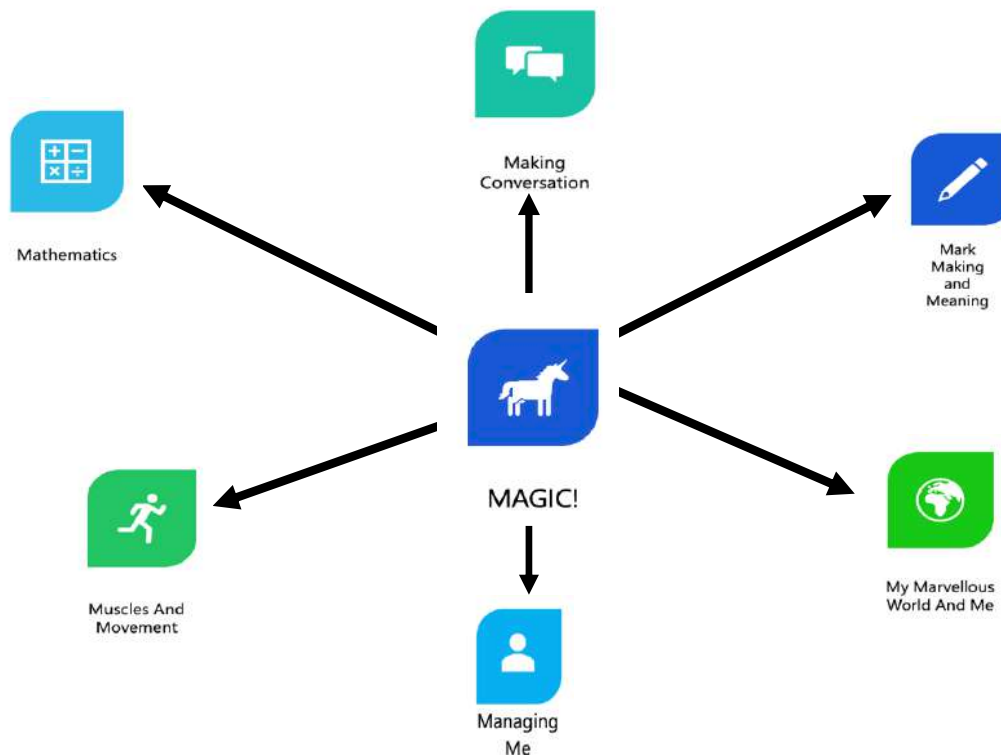
- Personal, Social and Emotional Development
- Physical Development
- Communication and Language
- Literacy
- Mathematics
- Understanding the World
- Expressive Arts and Design

Our EYFS curriculum also includes the **Characteristics of Effective Learning**. These focus not on what children know but **how** children learn.

- **Playing and Exploring** – our children investigate and experience things and events around them and ‘have a go.’
- **Active Learning** – our children concentrate and keep trying if they experience difficulties, as well as enjoying what they achieve.
- **Creating and Thinking Critically** – our children have and develop their own ideas, make links between different and experiences and develop strategies for doing things.

## The Ms

At Walsgrave this is just the start. We have designed our own bespoke curriculum that encompasses the 7 areas of learning and the characteristics of learning in an engaging and exciting curriculum that we call **The Ms**.



We prioritise **making conversations** and learning to communicate, teaching and supporting children to **manage** themselves and their friendships, **mark making** and understanding the **meaning** of marks, developing secure early **mathematical** skills, exploring the **marvellous world** around them, and giving children the opportunities to use and develop their **muscles and movement**.

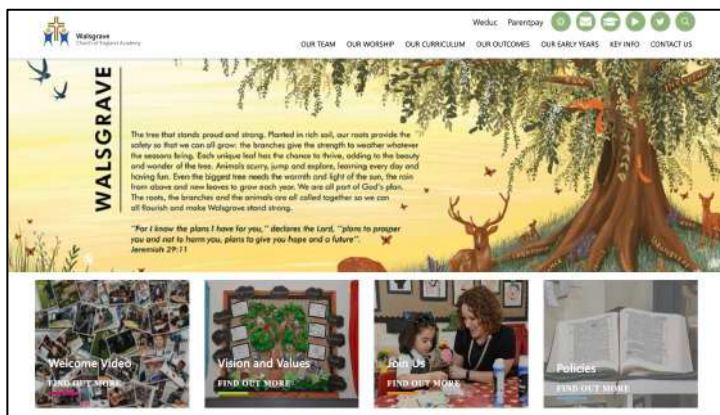
**Magic** is at the heart of all we do, making sure that our children are engaged and excited in all their learning. This does not mean we will be teaching your children card tricks but that we find engaging and exciting ways to introduce topics and themes to your children. This could be anything from building Superhero dens in Nursery to finding a beanstalk has grown in one of the Reception, classrooms as part of their learning about Jack and the Beanstalk.

## September Starting Arrangements

Monday 2nd	Tuesday 3rd	Wednesday 4th	Thursday 5th	Friday 6th
INSET No children are in school today	INSET No children are in school today	INSET No children are in school today	Reception in – half day 15 in am 15 in pm	Reception in – half day 15 in am 15 in pm
Monday 9th	Tuesday 10th	Wednesday 11th	Thursday 12th	Friday 13th
All in 8:35-1:00 Staying for lunch	All in 8:35-2:00 Staying for lunch	Reception in for full days 8:35-3:15  *This is the best fit transition. It may not be right for everyone. We will work with you and your child to make sure that they have the best and most positive start to school.		

We will be writing to you nearer the time to give you the exact times and session that your child will be in school for and to also invite you all for a stay and play session in your new classrooms.

Our transition to completing a full school day is quick as we know that lots of children will have been in Nursery for full days and will be ready to stay for a full day at school from September. This may not work for all children and for some this process may be too quick and too much. You will have the opportunity to talk through this transition process during your home visit or at the parents meeting.



## Our School Website

Keep an eye out on a school website as we will be putting information on starting school on here. You may find some videos from the Reception teachers as well as a virtual tour of the Reception area.

## What can you do to make sure that your child is ready for school?

In your welcome pack you will find some targets that you can start working on with your child to make sure that they are ready for school. These include everything from practising putting their coat on to writing their names. There are also lots of other things that you can do to support your child with the transition to school. Here are a few ideas...


- Talk to them and listen to them
- Sing songs and Nursery rhymes together
- Play games with them – practise taking turns
- Practise self-care skills
  - Go to the toilet and wash and dry hands?
  - Put on/take off coats?
  - Put on/take off shoes?
  - Hold and use scissors?
- Read books to them
- Visit your local library
- Teach them to take care of books – how do you turn pages carefully?
- Count regularly
  - E.g. How many buttons on this dress?
  - How many cups on the table?
- Recognise different sizes
  - E.g. Large/small
  - Thick/thin
- Talk about shapes and colours
  - E.g. Sort and match objects
- Give your child the opportunity to write and draw and scribble using pens, crayons, felt tips and pencils

There are some fantastic books and resources that you can use with your child to begin talking about starting school.



This is a lovely game that can be found on the BBC Bitesize website. You can create your own character and choose what school uniform they are going to wear.


Below are some lovely books that you could use to start talking about starting school.



Lulu's First Day by Anna McQuinn




Lucy and Tom go to School by Shirley Hughes




Starting School by Janet and Allan Ahlberg



We are Welcome by Alexandra Penfold



Wiffy Wilson: The Wolf who wouldn't go to School by Caryl Hart



Harry and the Dinosaurs go to School by Ian Whybrow

## It is good to talk...

For some of you September cannot come soon enough! For others the thought of your child starting school may make you feel worried and anxious. Whichever camp you may fall into one thing that we ask of you is that you talk to your child about starting school. Let them talk to you about any worries that they may have or what they are looking forward to. Show them that you are excited about the new adventure that they are about to start and use this booklet to talk about what the school day will look like for them.



Thank you for reading our Reception booklet. We hope it has given you all the information you will need before your child starts school. If there is anything else you need to know, please do not hesitate to ask.

We cannot wait to see you all in September!